









Residential Buildings	Height of Veneer Above local grade	Mortar Recommendation	Drainage
	<p>Up to 6 feet (1.83 m)</p>	<p><b><u>Scratch Coat:</u></b> - Prebagged Type S</p> <p><b><u>Setting bed mortar:</u></b> - Prebagged Type S</p>	<p>Optional</p>
	<p>Up to 10 feet (3.05 m)</p>	<p><b><u>Scratch Coat:</u></b> - Prebagged Type S</p> <p><b><u>Setting bed mortar:</u></b> - Prebagged Specmix Polymer Modified Adhered Veneer Mortar™</p>	<p>Recommended</p>

Residential Buildings	Height of Veneer Above local grade	Mortar Recommendation	Drainage
	<p>Above 10 feet (Above 3.05 m) Max 36 feet</p>	<p><b>Scratch Coat:</b> - Prebagged Type S</p> <p><b>Setting bed mortar:</b></p> <ul style="list-style-type: none"> <li>▪ Laticrete - MVIS Thin Brick Mortar™</li> <li>▪ Laticrete - MVIS Hi-Bond Veneer Mortar™</li> <li>▪ Specmix - XP500 Thin Veneer Adhesion Mortar™</li> <li>▪ Custom Building Products – Flexbond Mortar™</li> </ul>	<p><b>Recommended</b></p>
	<p>Directly to cement board For any height above local grade</p>	<p><b>Setting bed mortar:</b></p> <ul style="list-style-type: none"> <li>▪ Laticrete - MVIS Thin Brick Mortar™</li> <li>▪ Laticrete - MVIS Hi-Bond Veneer Mortar™</li> <li>▪ Specmix - XP500 Thin Veneer Adhesion Mortar™</li> <li>▪ Custom Building Products – Flexbond Mortar™</li> </ul>	<p><b>Recommended</b></p>

Industrial Commercial Institutional (ICI) Buildings	Height of Veneer Above local grade	Mortar Recommendation	Drainage
	<p>Up to 6 feet (1.83 m)</p>	<p><b><u>Scratch Coat:</u></b> - Prebagged Type S</p> <p><b><u>Setting bed mortar:</u></b> - Prebagged Type S</p>	<p>Optional</p>
	<p>Up to 10 feet (Up to 3.05 m) 1-storey</p>	<p><b><u>Scratch Coat:</u></b> -Prebagged Type S</p> <p><b><u>Setting bed mortar:</u></b> - Specmix Polymer Modified Adhered Veneer Mortar™</p>	<p>Recommended</p>

ICI Buildings	Height of Veneer Above local grade	Mortar Recommendation	Drainage
	<p>Above 10 feet (Above 3.05 m) 2-6 storeys Max 60 feet</p>	<p><b>Scratch Coat:</b> -Prebagged Type S</p> <p><b>Setting bed mortar:</b></p> <ul style="list-style-type: none"> <li>▪ Laticrete - MVIS Thin Brick Mortar™</li> <li>▪ Laticrete - MVIS Hi-Bond Veneer Mortar™</li> <li>▪ Specmix - XP500 Thin Veneer Adhesion Mortar™</li> <li>▪ Custom Building Products – Flexbond Mortar™</li> </ul>	<p><b>Recommended</b></p>
	<p>Directly to cement board For any height above local grade</p>	<p><b>Setting bed mortar:</b></p> <ul style="list-style-type: none"> <li>▪ Laticrete - MVIS Thin Brick Mortar™</li> <li>▪ Laticrete - MVIS Hi-Bond Veneer Mortar™</li> <li>▪ Specmix - XP500 Thin Veneer Adhesion Mortar™</li> <li>▪ Custom Building Products – Flexbond Mortar™</li> </ul>	<p><b>Recommended</b></p>